

Terrazzo

The noble decorative tradition of Terrazzo flooring composed of marble chips meets innovation, breathing life into versatile ceramic surfaces with a timeless look. The solutions offered in the “contemporary Terrazzo” collection span a wide range of applications, updating a technique that has been used since ancient times by master craftsmen from Italy to reproduce the decorative technique of Venetian Terrazzo flooring on large ceramic tiles.

La nobile tradizione decorativa dei seminati in graniglia di marmo incontra l'innovazione dando vita a superfici ceramiche versatili e dall'estetica senza tempo. Le soluzioni proposte nella raccolta "Terrazzo contemporaneo" offrono un ampio ambito di applicazione riproducendo sulle lastre ceramiche la tecnica decorativa del Pavimento alla Veneziana, innovando una tecnica usata sin dall'antichità dai maestri artigiani italiani.

Aus der Begegnung zwischen der noblen Tradition dekorativer, mit Marmorsplitt übersäter Bodenfliesen und der Innovation entstehen vielseitige und zeitlos schöne Keramikflächen. Mit den in der Kollektion „Terrazzo contemporaneo“ angebotenen und für ein breites Spektrum an Anwendungen geeigneten Produkten wird die Dekorationstechnik des traditionellen venezianischen Terrazzobodens auf Keramikplatten übertragen. Damit wird eine bis in die Antike zurückreichende Technik italienischer Handwerksmeister unter modernem Vorzeichen erneuert.

Le seminato veneziano, cette noble tradition décorative à base d'agrégats de marbre, fusionne aujourd'hui avec l'innovation pour donner corps à des céramiques éclectiques, flanquées d'une esthétique indémodable. Les solutions incluses dans la collection « Terrazzo contemporaneo » se prêtent à bon nombre d'application et reproduisent, sur les dalles céramiques, la technique ornementale du Terrazzo à la vénitienne, en modernisant une technique appliquée depuis l'antiquité par les maîtres-artisans d'Italie.

A modern take on Terrazzo



Bits&Pieces

P. 26

Majestic

P. 28

Venetian Marble

P. 29















Ash Grain

60x60 - 24"x24" Quad Levigato Rettificato / 60x60 - 24"x24" Levigato Rettificato
8x60 - 3 1/8"x24" Battiscopa Levigato Rettificato













Bits&Pieces




60×60 - 24"×24" ± 9,5

01164 | Bits&Pieces Pearl Gray Quad Nat/Ret




30×60 - 12"×24" ± 9,5

01212 | Bits&Pieces Pearl Gray Quad Nat/Ret




60×60 - 24"×24" ± 9,5

01163 | Bits&Pieces Pewter Smoke Facet N/R




30×60 - 12"×24" ± 9,5

01211 | Bits&Pieces Pewter Smoke Facet N/R




60×60 - 24"×24" ± 9,5

01165 | Bits&Pieces Peat Brown Quad Nat/Ret




30×60 - 12"×24" ± 9,5

01213 | Bits&Pieces Peat Brown Quad Nat/Ret



60×60 - 24"×24" ± 9,5

01168 | Bits&Pieces P. Smoke Facet Frame N/R




24"×24" - 60×60 ± 9,5

01166 | Bits&Pieces Pitch Black Quad Nat/Ret




30×60 - 12"×24" ± 9,5

01214 | Bits&Pieces Pitch Black Quad Nat/Ret



60×60 - 24"×24" ± 9,5

01170 | Bits&Pieces P. Smoke Facet Corner N/R




60×60 - 24"×24" ± 9,5

01162 | Bits&Pieces Powder Bone Facet N/R




30×60 - 12"×24" ± 9,5

01210 | Bits&Pieces Powder Bone Facet N/R




60×60 - 24"×24" ± 9,5

01344 | Bits&Pieces Steel Grain Facet L/R




60×60 - 24"×24" ± 9,5

01346 | Bits&Pieces Steel Grain Quad L/R



60×60 - 24"×24" ± 9,5

01167 | Bits&Pieces Powder Bone Facet Frame N/R



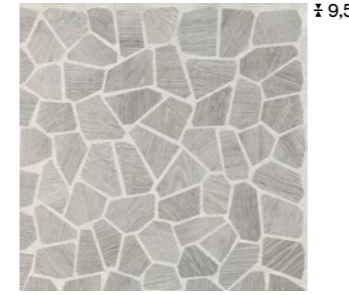
60×60 - 24"×24" ± 9,5

01345 | Bits&Pieces Ash Grain Facet L/R



60×60 - 24"×24" ± 9,5

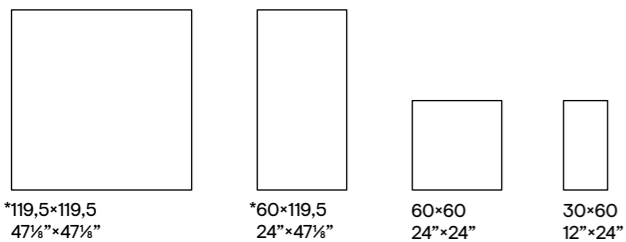
01347 | Bits&Pieces Ash Grain Quad L/R



60×60 - 24"×24" ± 9,5

01169 | Bits&Pieces Powder Bone Facet Corner N/R

Matching floor available in sizes:



*119,5×119,5
47½"×47½"

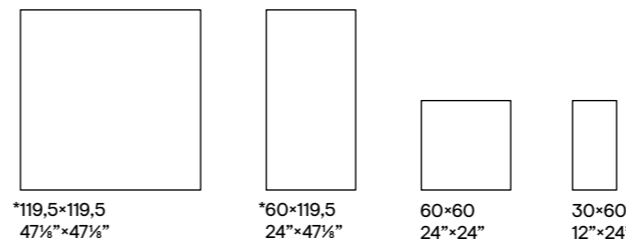
*60×119,5
24"×47½"

60×60
24"×24"

30×60
12"×24"

*Note: In the ordering phase please check size and packaging
(120×120 - 48"×48" / 119,5×119,5 - 47½"×47½")
(60×120 - 24"×48" / 60×119,5 - 24"×47½")

Matching floor available in sizes:



*119,5×119,5
47½"×47½"


*60×119,5
24"×47½"

60×60
24"×24"

30×60
12"×24"

*Note: In the ordering phase please check size and packaging
(120×120 - 48"×48" / 119,5×119,5 - 47½"×47½")
(60×120 - 24"×48" / 60×119,5 - 24"×47½")


Majestic



± 9,5

*60×119,5 - 24"×47½"


02599 | Majestic Mix Art Lev/Ret



± 9,5

30×60 - 12"×24"

02592 | Majestic Embedded Cold Lev/Ret

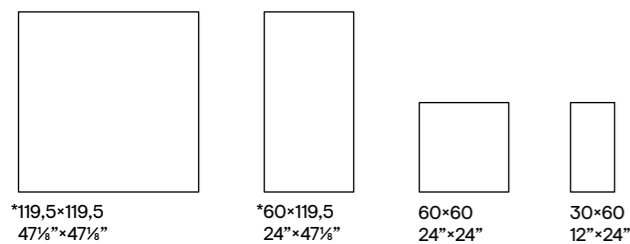


± 9,5

30×60 - 12"×24"

02591 | Majestic Embedded Warm Lev/Ret

Matching floor available in sizes:



*119,5×119,5
47½"×47½"


*60×119,5
24"×47½"

60×60
24"×24"

30×60
12"×24"

*Note: In the ordering phase please check size and packaging
(120×120 - 48"×48" / 119,5×119,5 - 47½"×47½")
(60×120 - 24"×48" / 60×119,5 - 24"×47½")


Venetian Marble



± 9,5

*60×119,5 - 24"×47½"


02657 | Venetian Marble Rainbow Nat/Ret



± 9,5

60×60 - 24"×24"

02688 | Venetian Marble Rainbow Nat/Ret



± 9,5

30×60 - 12"×24"

03063 | Venetian Marble Rainbow Nat/Ret



± 9,5

*60×119,5 - 24"×47½"


02692 | Venetian Marble Cloud Nat/Ret



± 9,5

60×60 - 24"×24"


02689 | Venetian Marble Cloud Nat/Ret



± 9,5

30×60 - 12"×24"

03066 | Venetian Marble Cloud Nat/Ret



± 9,5

*60×119,5 - 24"×47½"

02693 | Venetian Marble Fog Nat/Ret



± 9,5

60×60 - 24"×24"

02690 | Venetian Marble Fog Nat/Ret



± 9,5

30×60 - 12"×24"

03067 | Venetian Marble Fog Nat/Ret



± 9,5

*60×119,5 - 24"×47½"


02694 | Venetian Marble Storm Nat/Ret



± 9,5

60×60 - 24"×24"

02691 | Venetian Marble Storm Nat/Ret

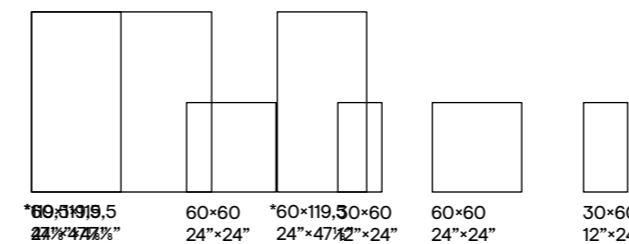


± 9,5

30×60 - 12"×24"

03068 | Venetian Marble Storm Nat/Ret

Matching floor available in sizes:



*119,5×119,5
47½"×47½"

60×60
24"×24"

*60×119,5
24"×47½"

60×60
24"×24"

30×60
12"×24"

*Note: In the ordering phase please check size and packaging
(120×120 - 48"×48" / 119,5×119,5 - 47½"×47½")
(60×120 - 24"×48" / 60×119,5 - 24"×47½")

Installation and maintenance instructions

Norme per la posa e la manutenzione

- For better installation results of rectified products, we suggest 2 mm joint.
- For a better aesthetic finish, Piemme recommends using jointing colours that match the tiles.
- Please check, before using, the compatibility and suitability of grouting material with the ceramic tile.
- Clean away the excess of grouting materials while they are still fresh.
- Follow carefully the instructions pointed out by the producers of tile grouting materials.
- To completely eliminate installation residues, which could negatively affect routine maintenance and product characteristics once installation has terminated, proceed to clean using adequate products, with max. 3% Acid base, following the manufacturer's instructions. Always closely abide by the time limits indicated in the instructions: prolonged contact with these products may cause damage to the surface.
- Any rims that appear after installing lapped or polished materials can be easily eliminated using a suitable Alkaline-based product.
- With regard to the use of ceramic materials outdoors, while once more reiterating that Piemme porcelain stoneware products are frost-proof, in compliance with applicable European standards EN 14411/ISO 13006-ISO 10545.12, a number of fundamental procedures must be followed for outdoor installation, suitable for making the aforementioned floors resistant to frost. The most important aspects are: suitable gradients, waterproofing, expansion joints, and the use of suitable installation materials.
- Decorations made with glazes and precious metals It is most important to protect the surface during installation. Never use abrasive and/or acid products, only water and neutral soap. The manufacturer disclaims liability in case of any damage to these precious materials caused by "rubbing" during installation. Under no circumstances will disputes be accepted relating to the installed material.

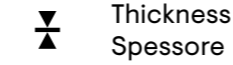
TYPE OF STAIN	CLEANING SUGGESTIONS
beer, coffee, wine, ice cream vegetable and animal fats, rubber, remains of scotch tape, grease from machines, linseed oil, felt tip pens, paints, inks, hair dye	Alkaline-based detergent
protective anti-abrasion wax, calcareous residuals, rust stains	Acid-based detergent
candle wax, remains of scotch-tape	Solvents
For further specific details please visit the technical area on Piemme website: www.ceramichepiemme.it	

- Per i prodotti rettificati consigliamo una fuga di 2 mm per un migliore risultato di posa.
- Per una migliore resa estetica Piemme consiglia stuccature colorate in tinta con le piastrelle. Verificare, prima dell'utilizzo, la compatibilità ed idoneità dei riempitivi per fughe con il prodotto ceramico.
- Rimuovere le eccedenze dei riempitivi per fughe quando gli stessi sono ancora freschi.
- Attenersi scrupolosamente alle istruzioni indicate dai produttori dei riempitivi per fughe.
- Per eliminare completamente i residui di posa, che potrebbero compromettere la manutenzione ordinaria e le caratteristiche del prodotto, a posa ultimata, procedere con la pulizia utilizzando prodotti adeguati, a base Acida max 3%, rispettando le indicazioni del produttore. Osservare assolutamente i limiti di tempo indicati nelle istruzioni: un contatto troppo pro lungato con questi prodotti potrebbe provocare il danneggiamento della superficie.
- Gli eventuali aloni che si dovessero presentare dopo la posa di materiali lappati o levigati si potranno facilmente eliminare utilizzando un prodotto idoneo, a base Alcalina.
- Riguardo l'utilizzo di materiali ceramici all'esterno, pure riconfermando l'ingelività dei prodotti Piemme in gres porcellanato, in conformità alle vigenti normative europee EN 14411/ISO 13006-ISO 10545.12, occorre attenersi ad alcune fondamentali norme previste per la posa all'esterno, atte a rendere inattaccabili al gelo i predetti pavimenti. Le condizioni più importanti da rispettare sono: le opportune pendenze, le impermeabilizzazioni, i giunti di dilatazione, e l'uso di idonei materiali per la posa.
- Decorazioni realizzati con smalti e metalli preziosi è indispensabile proteggere la superficie durante la posa, non utilizzare assolutamente prodotti abrasivi e/o acidi, ma solo acqua e sapone neutro. Il produttore non risponde di eventuali danni a questi preziosi materiali causati da "sfregamenti" durante la posa in opera. Per nessun motivo saranno accettate contestazioni relative a materialeposato.

TIPO DI SPORCO	INDICAZIONI PER LA PULIZIA
Birra, Caffè, Gelato, Vino Gomma Pneumatico, Grassi vegetali e animali, Inchiostri, Lampostil Olii Meccanici, Residui di scotch Olio di lino, PennarelloResine Smalti, Tintura per capelli	Prodotti a Base Alcalina
Cera protettiva anti-abrasione, Depositi calcarei, Macchie di ruggine	Prodotti a Base Acida
Cera di candela, Residui di scotch	Solventi
Per ulteriori informazioni specifiche consultare l'area tecnica sul sito Piemme: www.ceramichepiemme.it	

Reading Guide

Guida alla Lettura



Thickness
Spessore

All sizes are nominal.

The thickness mentioned on this catalogue are nominal and can be different according to the sizes and the finishes.

The colours and appearance features of the products are as close as possible to reality, within the limitation of the printing process.

Tutti i formati sono nominali.

Gli spessori riportati in questo catalogo sono nominali e possono variare a seconda dei formati e delle finiture.

I colori e le caratteristiche estetiche dei prodotti sono quanto più possibile vicini a quelli reali, nei limiti consentiti dai processi di stampa.

Project Management
Mktg Picmme

Una storia tutta italiana

Piemme dal 1962, anno della sua fondazione, è protagonista indiscussa del vero Made in Italy, quello fatto di eccellenza, passione e creatività. Oggi tutti i materiali Piemme sono prodotti con tecnologia d'avanguardia come la decorazione digitale inkjet HD, la cottura in forni ad energia pulita a recupero di calore, la rettifica e levigatura in linea "one roof" e la verifica elettronica dello standard qualitativo.

An all-Italian story

Since 1962, the year of its foundation, Piemme has been the undisputed protagonist of real Made in Italy, that which consists of excellence, passion and creativity. Today all Piemme materials are made using cutting-edge technology such as HD inkjet digital decoration, firing in heat-recycling clean-energy kilns, "one roof" grinding and polishing line and electronic quality standard control.

Eine ganz italienische Geschichte

Seit dem Gründungsjahr 1962 ist Piemme ein unangefochtener Hauptakteur des echten Made in Italy: jenem, das auf Exzellenz, Leidenschaft und Kreativität gründet. Alle Piemme Erzeugnisse werden heute unter Einsatz von Spitzentechnologie produziert, wie zum Beispiel mit der digitalen Inkjet-Dekoration, dem Brennen in Öfen mit grüner Energie und Wärmerückgewinnung, dem Schleifen und Polieren in der Linie „unter einem Dach“ sowie der elektronischen Prüfung des Qualitätsniveaus.

Une histoire toute italienne

Depuis 1962, l'année de sa fondation, Piemme est la protagoniste indiscutée du Made in Italy, basé sur l'excellence, la passion et la créativité. Aujourd'hui toutes les phases du cycle de fabrication Piemme sont issues d'une technologie à l'avant-garde comme la décoration numérique inkjet HD, la cuisson dans des fours à énergie propre et à récupération de chaleur, la rectification et le polissage en ligne "one roof" et la vérification électronique de la qualité.

Z

COLLECTION

Order Desk and Customer Service:

503.419.9786

orderdesk@zcollection

zcollection.com